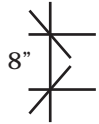


Iron Archway




1"X1" PICKETS
SPACED 5" APART
AT CENTERS

TOP VIEW



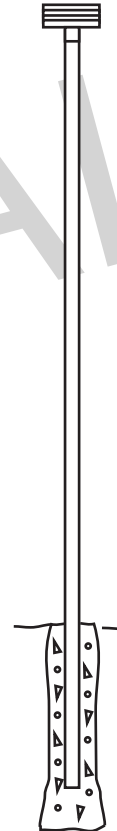
84"



1-1/2"X1-1/2" CURVED
RAIL W/END CAPS
WELDED IN

UP TO 52"

FRONT VIEW



SIDE VIEW

NOTES:

- all dimensions are nominal
- we reserve the right to make changes or improvements to our designs without notice